



TOTALCOOL®

— PORTABLE 12 VOLT COOLING SYSTEM —

User Guide



STEP BY STEP

①.

Remove the unit from its packaging and remove the power lead from its box.



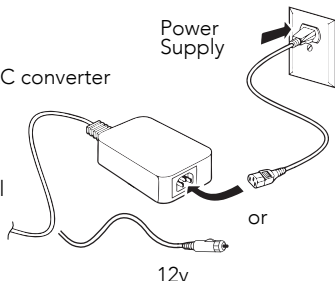
②.

Open the lid of the unit and pour in normal tap water up to the fill level on the sight glass and replace the lid.

Power Supply

AC converter

Totalcool Unit



③.

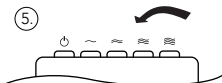
Connect either the 12 volt or AC converter lead into the rear of the unit and then plug into your 12 volt or mains power.

④.

Open a window / roof vent / door.



⑤.



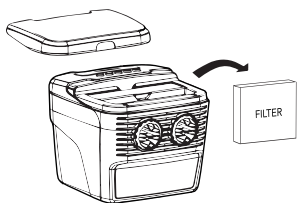
Turn on the unit to the desired speed.
1, 2, 3 or Boost

To provide an even cooler blast try adding an ice pack from the freezer!

To get rid of mosquitoes and midges add 5 - 10 of drops of citronella oil to the water.

To keep the filter hygienic add 5 - 10 drops of tea tree oil to the water.

When you have finished using your unit tip any remaining water out through the front of the unit and run the unit for 30 minutes to dry out the filter and help prolong its life.



Change the filter every 12 months but if using the unit more frequently it may need changing sooner

DON'T

- Over fill the unit with water
- Put anything other than essential oils in the water
- Connect directly to the mains without using the AC converter

IMPORTANT NOTES - PLEASE READ BEFORE USE

THE TOTALCOOL CAN BE USED WITH 12 OR 24 VOLT OR ANY MAINS POWER

ALWAYS USE YOUR TOTALCOOL IN A WELL-VENTILATED AREA – OPEN A WINDOW/DOOR/ROOF VENT/PORT HOLE/PANEL VENT OR ANYTHING THAT LETS FRESH AIR IN!

- Always Operate Totalcool in an upright position.
- Fill Totalcool with up to 2 litres of normal tap water, use the water level window located on the side of the unit to see the correct water fill level.
- If using in a moving vehicle, only half fill the unit.
- Allow around 30 minutes to achieve maximum cooling effect. This is to allow thorough water uptake in a new or dry filter.

GENERAL MAINTENANCE

- It is advisable to add 5-10 drops of Tea Tree Oil to every 2nd tank of water to help prevent bacteria growth in the system.
- Always drain water from your Totalcool after use by simply tipping the unit forward and allow water to run out of the front vents and top lid.
- Run your Totalcool with no water for around 30 minutes to dry the filter for storage or when not being used for long periods of time.
- Your unit is fitted with a 3-amp fuse in the nib of the male 12-volt socket.
- Filters will last 800 - 1000 hours depending on the environment the Totalcool is used in. It's recommended to change the filter every year or if cooling efficiency seems to have decreased or if the filter is noticeably dirty. To do this simply open the lid and pull the filter upwards. Filters are bio-degradable.

THINGS TO TRY

- Add ice cubes or a freezer block / gel pack to your empty Totalcool then fill with water to the fill level mark on the side glass window and you will get some freezing cold results!
- (Remember you achieve up to 45% cooler air than ambient with just standard tap water.)
- You can also add 5 or 10 drops of any 100% natural oil to your internal tank to scent the air with pleasant aromas or even try some Citronella to get rid of those annoying flies and mosquitoes.

CAR POWER POINT / 12 v CIGARETTE LIGHTER

- If you want to run your Totalcool with the ignition switched off in your vehicle you will need a positive feed from the fuse box or battery to the cigarette lighter socket.
- This is a quick and simple job for any car repair garage or an auto electrician. The wiring should take less than an hour and the cost would be around £25-£35. Alternatively, you may consider purchasing one of our lithium batteries.

ADVICE & WARNINGS

- Always un-plug your Totalcool when you've finished using it.
- Please be aware Totalcool Ltd does not recommend leaving pets in vehicles unchecked for long periods of time.
- Always use your Totalcool in a well-ventilated area.

RETURNS & REFUND POLICY

- Totalcool Limited offer a 14 day no quibble return policy if you are not happy with your purchase for whatever reason.
- This does not affect your statutory rights to a full refund within 30 days should the Totalcool prove faulty, but we also provide a 2-year warranty to cover faulty parts.
- All returns must be in their original condition and in their original packaging. A copy of your purchase receipt / invoice must be enclosed along with a description of the reason for return.
- Once the unit has been received by us, we will inspect the unit and accessories and if satisfactory a full refund will be offered less any postage charges.
- Refunds will be processed 3 – 5 working days after inspection has taken place.
- WE DO NOT ACCEPT ANY RETURNS AT SHOWS OR EXHIBITIONS.
- Returns must be arranged using the phone number or email below.

Please send any returns to address:

Totalcool Ltd
1 Pond Barn, Backridge Farm,
Twitter Lane,
Clitheroe,
BB7 3LQ,
UK

Tel: 01200 423109

Email: sales@totalcool.co.uk

POWER & WATER USAGE

Low Current Draw at 12v

Low Speed: 0.3 amps / 4w per hr

Med Speed: 0.6 amps / 7w per hr

High Speed: 0.9 amps / 11w per hr

Boost Speed: 1.8 amps / 22w per hr

Test results below indicate power usage when using a 100-ah deep cycle battery.

Low fan speed:

Low: 107hrs Med: 85hrs High: 70hrs Boost: 57hrs

Totalcool will also work efficiently as a fan if the water runs out with no risk of component damage.

LANGUAGE

To download your instructions in another language please go to this link www.totalcool.co.uk/specification

THANK YOU

Thank you for your purchase and please keep cool!!!

Email: sales@totalcool.co.uk
www.totalcool.co.uk | 01200 423109

Company Number: 9633704

Address:

Totalcool Ltd
1 Pond Barn, Backridge Farm,
Twitter Lane, Clitheroe,
BB7 3LQ
UK

